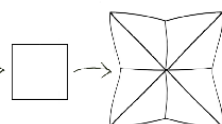
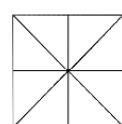
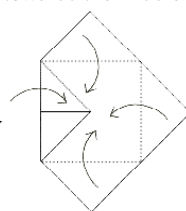
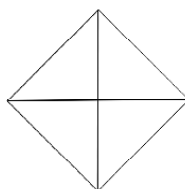
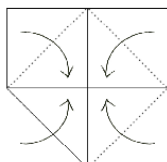
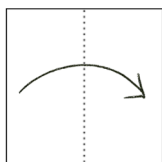
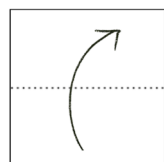


Fold a fortune teller 🇬🇧

Fold, ask a friend and answer!



This is how to fold your fortune teller:



1. Cut carefully out the square.

2. Fold along one line in the middle.

3. Turn the paper and fold along the other middle line.

4. Place paper with the writing facing down and fold the tips in towards the middle.

5. Turn the paper over so that the answers now are up.

6. Now fold these tips towards the middle.

7. Fold the center lines so that it becomes a square.

8. Put your fingers into all four "holes" - now it's ready to use!